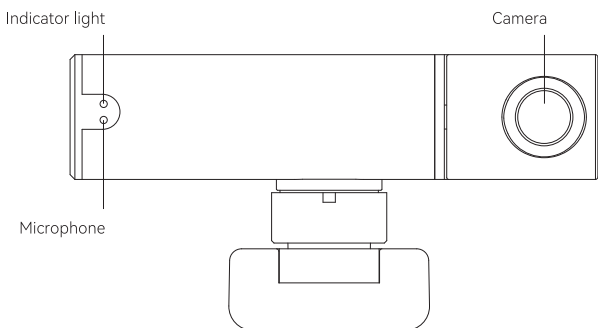




## Product Introduction

### Smart Live Streamcam

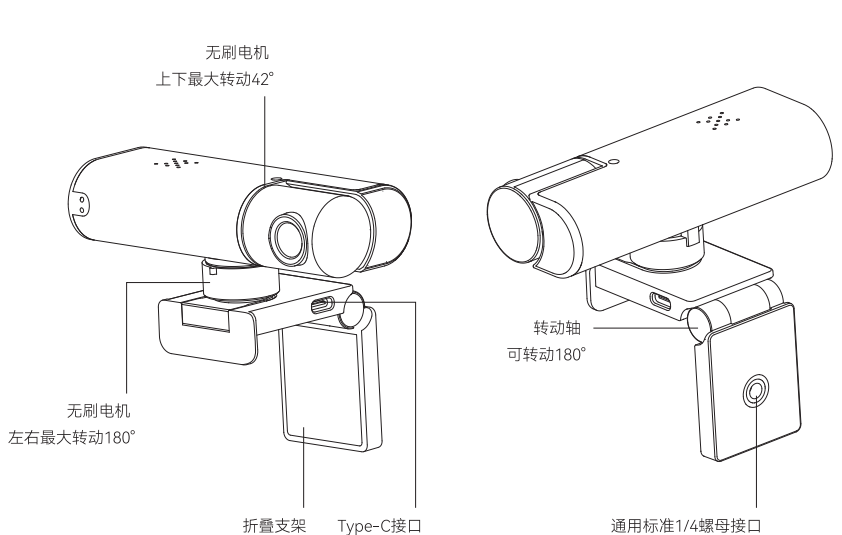
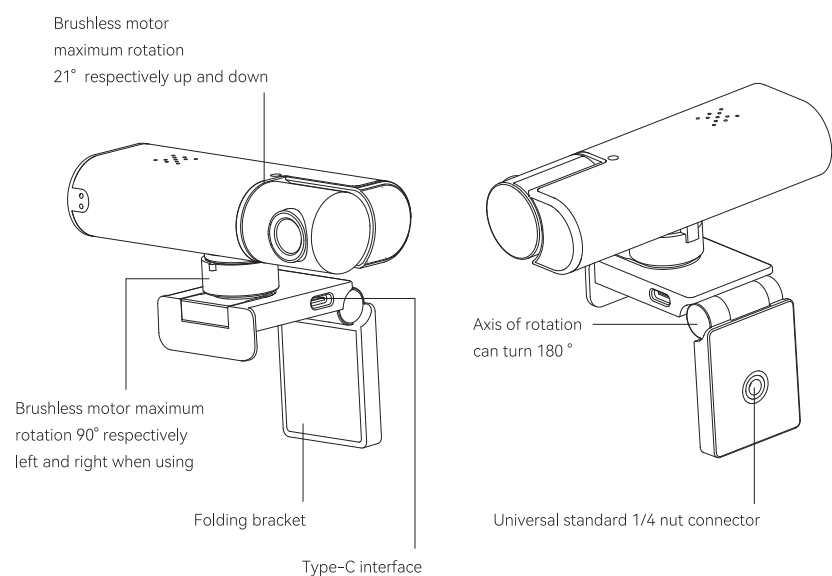
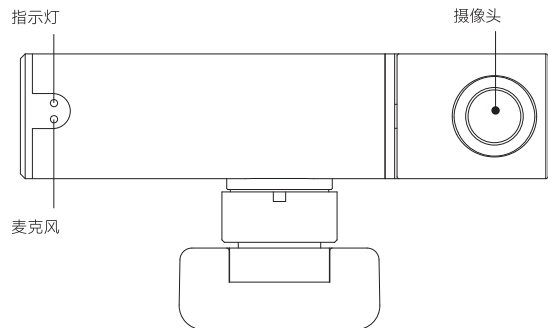
1. HD 2K picture output, up to 2560\*1440@25fps, HD video
2. AI interaction, gesture control, human face recognition tracking, precision tracking, double brushless motors two-axis drive, 6-axis gyroscope shake control, and maximum control speed of 120°/s
3. Smart zoom can be achieved through gestures, and 2 levels can be adjusted automatically
4. Microphone algorithm noise reduction
5. Type-c universal interface for wide compatibility
6. Standard USB drive free protocol, supports mainstream operating system , Plug and Play



## 产品介绍

### 智能跟拍直播摄像头（2K 版）

1. 超高清2K画质输出，最高达2560\*1440@25fps，高清视频。
2. AI智能互动，手势控制，人脸人形识别追踪，精准追踪，双无刷电机两轴传动，6轴陀螺仪防抖，最大控制转速120°/s
3. 手势智能变焦2档自动调节
4. 麦克风算法降噪
5. Type-C通用接口，适配兼容性更广泛。
6. 标准的USB免驱协议，支持主流操作系统即插即用。

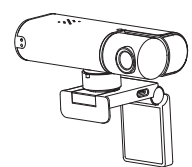


## Use Guide

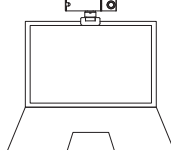
### 1 SETUP UP

Setup up the Camera on an computer or on a tripod.

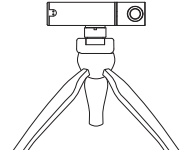
- Open bottom folding bracket



- Attach the bottom folding bracket to the object (The optimum width of the object is 4-5cm)

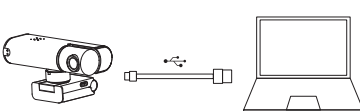


- The general standard 1/4 nut at the bottom can be connected to any tripods and other equipment



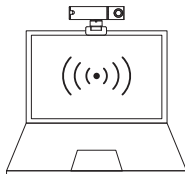
### 2 CONNECT

Connect cable to the camera and a computer. Please give the camera a few seconds to enumerate in the operating system.



### 3 PLUG AND PLAY

Not need to install any Camera Application. Start your video or audio call from your computer. The LEDs on the camera will light when streaming.

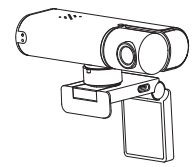


## 使用方法


### 1 安装

将相机安装在电脑上或三角架上。

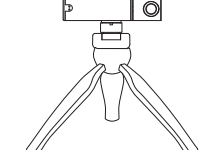
- 打开底部的折叠支架



- 将折叠支架卡在物体上 (物体最佳宽度为4-5cm)

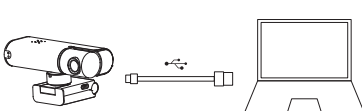


- 底部通用标准1/4螺母上任意三脚架等器材



### 2 连接

将数据线连接摄像头和计算机，等待电脑缓冲几秒钟。



### 3 即插即用

不需要安装任何app，打开电脑的视频通话或相机，摄像头上的LED指示灯亮起。



## Gesture Control

### Gesture 1 Start tracking

When the camera is turned on, make "gesture 1" and the camera starts tracking and shooting accurately.



### Gesture 2 Zoom in and zoom out

Zoom in with "gesture 2" while filming, zoom in to the second level and do this gesture again, which means to begin zooming out.



### Gesture 3 Stop tracking

Make "gesture 3" in the shooting state, and the camera stops tracking.

- Make the gesture last for 3 seconds to turn on/off the displayed logo



## Usage Recommendations

### Lighting:

Ensure that proper lighting is used to illuminate your face from the side or front, and that you're in the center of the frame.

- Keep lighting behind you to a minimum.
- Use natural lighting or bright white lights to provide neutral colors.

### Distance:

Camera Controllable Range: Pan: ±180°, Tilt: ±42°, Mic pick up distance of 3 meters. But for the best video and audio results, recommend the Distance from the computer/camera to our desk.

### To achieve the best results when streaming:

- Avoid wearing green outfits when using the virtual green screen.
- Make sure that you are well-lit to appear at your best during streaming.

## 手势控制

### 手势1 开始追踪

开机状态对着摄像头做出“手势1”，摄像头便开始精准追踪拍摄。



### 手势2 放大缩小

拍摄状态下做“手势2”便放大，放大到第2档之后，再做此手势是缩放。



### 手势3 暂停追踪

拍摄状态下做出“手势3”，摄像头暂停追踪。

- 手势持续3秒关闭/开启logo显示



## 使用建议

### 光线:

确保有充足的光线，从侧面或正面照亮你的脸，尽量确保你在画面的中心位置。

- 将你身后的照明保持在最低限度。
- 使用自然光或明亮的白光来提供中性色彩。

### 距离:

摄像机可控范围。左右旋转: ±180°, 上下旋转: ±21°。麦克风拾音距离为3米，是最佳的视频和音频效果。

### 为了实现流媒体时的最佳效果:

- 使用绿幕时，避免穿绿色服装。
- 确保你的光线充足，以便在直播期间以最佳状态出现。

## Product Parameters

Included	Smart LiveStreamcam(2K) 、 1.5 m Cable
gyroscope	6 axis gyroscope
Brushless motor	Maximum heading Angle 180°, Maximum pitching Angle 42°, Maximum control speed 120°/s
Microphone	Built-in microphone, ~38dB, pick up distance of 3 meters
Indicator light	Status indicator, red (standby no follow mode), green (follow mode), brightness: 10lux
USB	Type-c interface, USB2.0, supports C to A and C to C cable( USB A to C Adapter included)
Extension	With general standard 1/4 nut, adapted to any standard stands available on the market, tripods, pan-tilt, etc.
resolution	2560x1440, 1920x1080, 1280x720, 1024x576, 960x540, 800x600, 640x360, 480x360, 352x288, 160x120
system	windows 7, windows 8, windows 10, or above, Ubuntu, macOS, Android9.0, or above
Drive	UVC and UAC
CPU	SV823 (ARM Dual Cortex with DVFS@1.5G)
MCU	Built-in motor control algorithm

## 产品参数

配件	智能跟拍直播摄像头、1.5m 数据线
陀螺仪	6 轴陀螺仪
无刷电机	航向最大角度 180°, 俯仰最大角度 42°, 电机最大控制转速 120°/s
麦克风	内置麦克风, ~38dB, 拾音距离 3 米
指示灯	状态指示灯, 红灯 (待机无追踪模式) 绿灯 (追踪模式), 亮度: 10lux
USB	TYPE-C 接口, USB2.0, 支持 C to A 和 C to C 接口 (包括 USB A to C 接口)
延展	通用标准 1/4 螺母, 可任意匹配市面标准支架, 三脚架, 固定平台等。
分辨率	2560x1440, 1920x1080, 1280x720, 1024x576, 960x540, 800x600, 640x360, 480x360, 352x288, 160x120
系统	windows 7, windows 8, windows 10, 或以上, Ubuntu, macOS, Android9.0, 或以上
驱动	UVC and UAC
CPU	SV823 (ARM Dual Cortex with DVFS@1.5G)
MCU	内置电机控制算法

## Disclaimer

Please read this Disclaimer carefully. Using this product means that you acknowledge and accept the terms of this disclaimer. By using this product, you hereby acknowledge and agree that you are solely responsible for your own conduct when using this product and any consequences thereof. You agree to use this product only for proper and lawful purposes. You understand and agree that Chuanxin Yingchuang (Shenzhen) Technology Co., Ltd. (hereinafter referred to as "Aicoco") accepts no liability for any and all misuse, consequences, damages, injuries, penalties, or any other legal responsibility directly or indirectly incurred by your using this product and associated accessories. Before every use, make sure that your accessories are functioning properly. If there's any damage or irregularity, stop using them immediately. Within the scope of state laws and regulations, Aicoco reserves the right of final explanation and revision for the commitment.

## Warranty

Committed to providing best product and service, Aicoco provides one -year warranty (replacement of shell, product appearance, accessories and faulty products caused by non-artificial damage).

Email: service@aicoco.com  
Official Web: www.aicoco.com

## 免责声明

请仔细阅读本声明，一旦使用本产品，即视为对本声明的全部认可和接受。每次使用前，请仔细检查产品，若出现破损、变形，请勿使用。使用本产品，就意味着您认可并同意，您将对使用本产品的行为和可能产生的后果负全部责任。您承诺仅出于正当合法的目的使用本产品。您理解并同意，对于直接或间接使用本产品而造成的滥用、不利影响、损害、伤害、惩罚或者其他法律后果，传心影创（深圳）技术有限公司（以下简称“Aicoco”）将不承担任何责任。用户应遵循包括但不限于本文提及的使用注意事项。在国家法律法规范围内，本承诺解释权、修改权归 Aicoco 所有。

## 售后服务

自您最初零售购入之日起，本产品的保修期为1年。（更换外壳、产品外观、配件和非人为损坏的故障产品）。  
邮箱: service@aicoco.com  
官网: www.aicoco.com